

MT HOOD

KVM Switch with Extender / Receiver



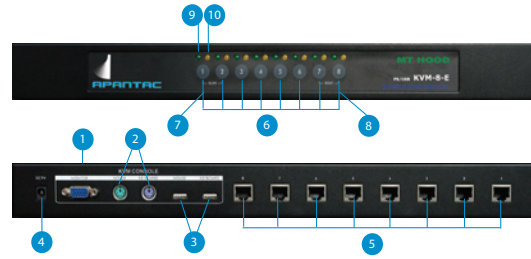
- Dual interface (PS2/USB) KVM Switch with CATx extender / receiver
- CPUs can be located up to 200 meters (650 feet) away
- 8 or 16 port KVM Switch
- Auto-scan feature
- Maximum resolution 2048 x 1536
- User name / password assigned for each port
- Plug and play - no software required
- Cascade multiple switches together for additional inputs

KVM-8-E
8-port KVM
Switch with
Built-in CAT5
Extender

KVM-16-E
16-port KVM
Switch with
Built-in CAT5
Extender

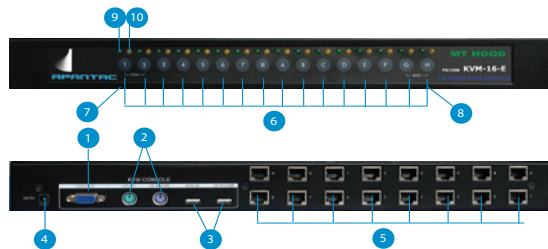
UI-200E
Universal
Interface /
Extender

KVM-8-E



- | | |
|---|---|
| 1 VGA port control console | 6 Selection buttons |
| 2 PS2 keyboard / mouse port control console | 7 Scan - push both buttons to start auto scan |
| 3 USB keyboard / mouse port control console | 8 Reset - push both buttons to reset connection |
| 4 9V DC Input | 9 Green LED - connection status |
| 5 RJ45 port to connect to PC | 10 Orange LED - online status |

KVM-16-E




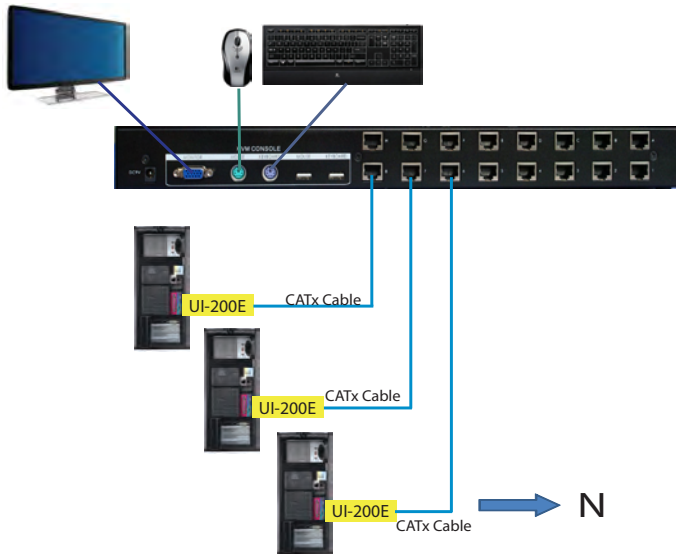
- | | |
|---|---|
| 1 VGA port control console | 6 Selection buttons |
| 2 PS2 keyboard / mouse port control console | 7 Scan - push both buttons to start auto scan |
| 3 USB keyboard / mouse port control console | 8 Reset - push both buttons to reset connection |
| 4 9V DC Input | 9 Green LED - connection status |
| 5 RJ45 port to connect to PC | 10 Orange LED - online status |

KVM-8-E / KVM-16-E / UI-200E SYSTEM DIAGRAM

The computer CPUs can be up to 650 feet (200 meters) away

Cascade two KVM Switches Together

1. Connect UI-200E to the secondary switch
2. Connect the CAT5 cable from the UI-200E to any port on the Primary Switch



UI-200E

SPECIFICATIONS

MODEL	KVM-8-E	KVM-16-E	UI-200E
Description	8-port KVM Switch with built-in Extender / Receiver	16-port KVM Switch with built-in Extender / Receiver	Universal Interface / Extender
KVM Interface	RJ45	RJ45	RJ45
Control Console	Monitor: HD-15, Female Keyboard: PS2, USB (type A) Mouse: PS2, USB (type A)	Monitor: HD-15, Female Keyboard: PS2, USB (type A) Mouse: PS2, USB (type A)	Monitor: HD-15, Female Keyboard: 2 x PS2, or 1 x PS2 connected to PS2/USB converter, Mouse: PS2
Front Control Panel	Dual color LEDs with single push buttons (8)	Dual color LEDs with single push buttons (16)	n/a
LED	Green: connected Orange: standby	Green: connected Orange: standby	n/a
Switching Methods	Front panel, keyboard hot keys, OSD	Front panel, keyboard hot keys, OSD	n/a
Auto-Scan	1 - 255 second intervals	1 - 255 second intervals	n/a
Maximum Resolution	2048 x 1536	2048 x 1536	n/a
Power	DC 9V 1500mA	DC 9V 1500mA	Powered from the PS2 port
Operating Temp. Humidity	0-50° C (0-122° F), 0 - 80% RH	0-50° C (0-122° F) 0 - 80% RH	
Weight	6 lb	6 lb	
Size	438 mm (W) x 180 (D) x 44 (H)		70 mm (W) x 36 (D) x 19 (H)