

# IQVDA02/03

## Analog Video Distribution Amplifier

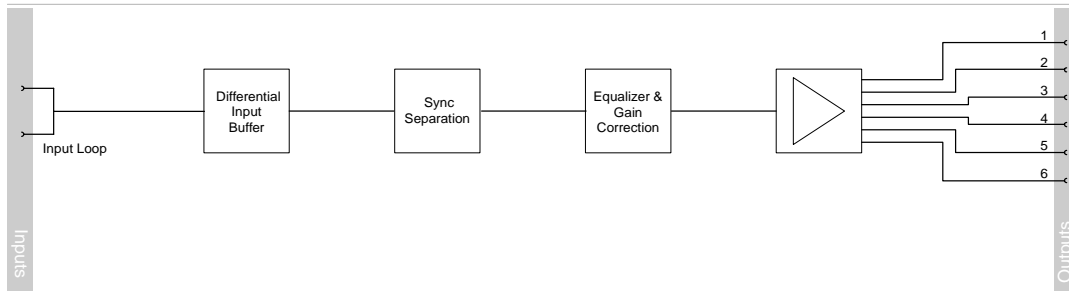
The IQVDA02/03 provide up to 14 equalized analog video outputs.

### Does this module suit your application?

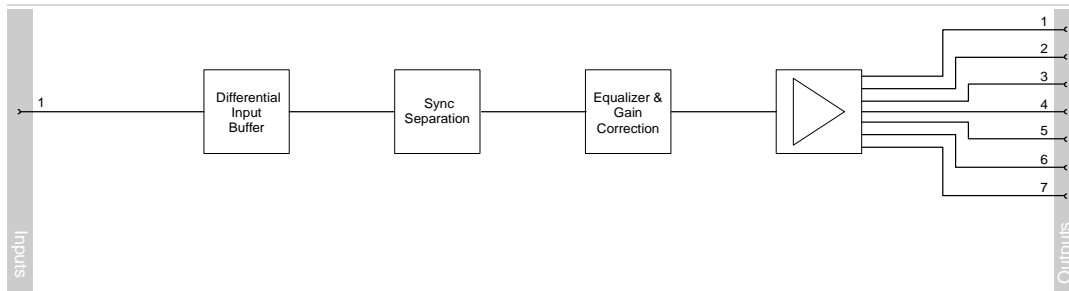
- Up to 14 high quality outputs
- Balanced Loop-through input
- Terminating input option allows extra output
- 35 MHz bandwidth
- Equalizer, better than  $\pm 0.1$  dB to 15 MHz with 100 m RG59 cable

### Why should you choose this module?

- Ideal budget distribution amplifier for analog video applications
- Maintenance of video quality ensured by the 35 MHz frequency response
- Equalizer ensures the flat response ( $\pm 0.1$  dB) to 15 MHz necessary for quality distribution

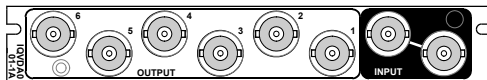


Block diagram showing IQVDA0201-1A

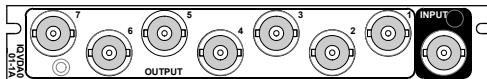


Block diagram showing IQVDA0301-1A

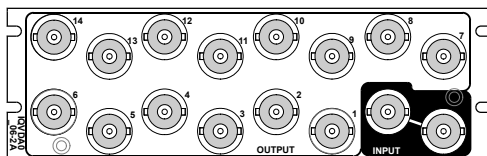
### Order codes for IQH3A/1A enclosures



IQVDA0201-1A Analog Video DA. Loop-through input, 6 outputs.

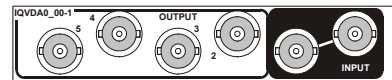


IQVDA0301-1A Analog Video DA. Terminating input, 7 outputs.

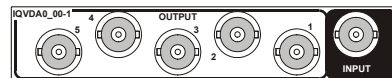


IQVDA0206-2A Analog Video DA Loop-through input, 14 outputs

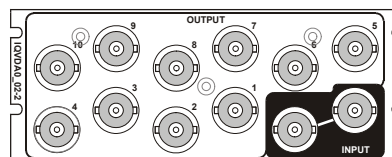
### Order codes for other enclosures



IQVDA0200-1 Analog Video DA. Loop-through input, 4 outputs



IQVDA0300-1 Analog Video DA. Terminating input, 5 outputs



IQVDA0202-2 Analog Video DA. Loop-through input, 10 outputs

For more details on enclosure types please refer to the Frames/Enclosures section

# IQVDA02/03

## Analog Video Distribution Amplifier

---

### Inputs & Outputs

#### Signal Inputs

Video ..... 1 Balanced loop-through  
(terminating input option)

#### Signal Outputs

Video ..... Up to 14 Unbalanced Outputs

---

### Card Edge & RollCall Controls

#### Control Ranges

Gain ..... +6 dB to -4 dB typical  
Equalization ..... Equalizes up to 100 m of RG59 to  
15 MHz  $\pm 0.1$  dB

#### Indicators

Power ..... OK  
Sync Detect ..... OK (Green)

---

### Specifications

Frequency Response, 0-100 m RG59U (or equivalent)  
15 MHz  $\pm 0.1$  dB  
typ. -0.33 dB at 20 MHz  
typ. -3 dB at 36 MHz  
Differential Gain ..... Better than 0.1%  
Differential Phase ..... Better than 0.1°  
Signal/Noise Ratio ..... Better than 75 dB rms.  
(unified weighting filter)  
50 Hz tilt K50 Hz ..... Better than 0.5%  
Output D.C. ....  $\pm 45$  mV max.  $\pm 10$  mV typical  
Insertion Delay ..... 17 ns  
Max. Input Level ..... +6 dB  
CMRR ..... Better than 55 dB at 50 Hz  
Better than 45 dB at 250 Hz

Input Return Loss ..... Better than 50 dB at LF  
Better than 40 dB at 5 MHz  
Better than 36 dB at 10 MHz  
Headroom ..... +6 dB  
Output Impedance ..... 75 ohms  $\pm 1\%$   
Output Isolation ..... Better than 38 dB to 5 MHz  
Better than 36 dB to 10 MHz  
Output Return Loss ..... Better than 36 dB to 5 MHz  
Better than 33 dB at 10 MHz  
Gain ..... Unity  $\pm 1\%$  as supplied

#### Power Consumption

Module Power Consumption  
3 W